



PRODUCT CATALOG

Nº1 2022

**BUILD IT  
STRONG**

N14685 Copenhaver Ave,  
Stanley, WI 54768

**715-644-0765**

Visit Us At:  
[hixwood.com](http://hixwood.com)







# WE KNOW METAL

We love the outdoors and value hard work. We started Hixwood to supply the best post frame building materials you can get anywhere. Your building is where passion and purpose intersect.

It should look great, last a lifetime, and be a hassle-free process.

A post frame building is where work gets done and where your passion finds its home. It's where hunting stories are told and where the next generation learns to provide the things that really matter.

Some think it's just a building. We think it's a part of your story.



# CONTENTS

**04**

## **GALVANIZED VS. GALVALUME**

**05**

## **LAYERS OF PROTECTION**

**06**

## **PANELS**

- 06** Super-Rib Prime 9" Panels
- 07** Residential rib 6" Panels
- 08** Hixwood Liner Panels
- 09** Aluminum Panels
- 10** PVC Panels & Trim

**11**

## **TRIMS**

- 11** Post Frame Trim
- 14** Residential Trim
- 15** Snaplock Trim
- 16** Trim Placement

**17**

## **SMOOTH COLORS**

**18**

## **TEXTURED COLORS**

**19**

## **METAL ROOFING**

**20**

## **ACCESSORIES**

- 20** Drip Stop
- 21** Skylights
- 21** SunSky Ridge Cap
- 22** Screws

### **SEALANTS**

- 24** Emseal
- 24** Butyl Tape
- 24** Caulk

### **RIDGE VENTILATORS**

- 25** 3 ½" Ridge Vents
- 25** 10' Ridge Ventilators

### **PIPE FLASHING**

- 26** Regular Pipe Flashing
- 26** Hi-Temp Pipe Flashing
- 27** RetroFit™
- 27** Extreme Angle

### **CLOSURES**

- 28** Foam Closures
- 28** RE2

### **VENTED CLOSURES**

- 29** LP2 Vented Closures
- 29** Flex-O-Vent
- 29** Uni-Vent

- 30** Snow Guards & Ace SnowRail

- 30** Touch-Up Paint
- 31** Trim Nails
- 31** Aluminum Soffit
- 32** Cupolas

- 32** Weathervanes

**33**

## **OUR PROJECTS**

**34**

## **CONVERSIONS**

**35**

## **WHY HIXWOOD**

**36**

## **DELIVERY TIMES**

**No 3**

# GALVANIZED vs GALVALUME

## Coating Type

A substrate coating is the layer of protection applied to steel to prevent corrosion. Two of the most popular types of substrate coatings are Galvanized (G) and Galvalume

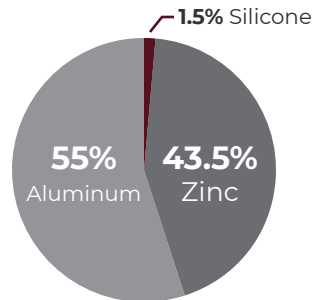
### Galvanized

- 100% Pure zinc
- Best for livestock buildings
- Track record of longevity



### Galvalume

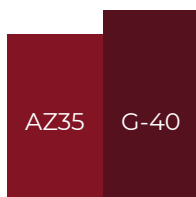
- 55% Aluminum, 43.5% Zinc, 1.5% Silicone
- Great for residential and commercial buildings
- 20 Year rust-through warranty (non-livestock)



## Coating Thickness

The heavier the substrate coatings, the more years of protection you can expect.

\*Note: G-100 will last 66% longer than AZ50.



### Interior

- Recommended for interior linear panels
- Lighter galvanic protection against corrosion



### Exterior

- Recommended for exterior sidewalls & roofing applications
- Heavier galvanic coating offers better corrosion protection

## Paint Type

Compare the HDPE to PVDF on all the Florida test data and you will quickly see why we choose Beckers Beckry®Tech System over all other paint systems currently

Best fade resistance compared to cost puts you at a distinct advantage.

Most Economical

Polyester (Interior)

Silicone Polyester

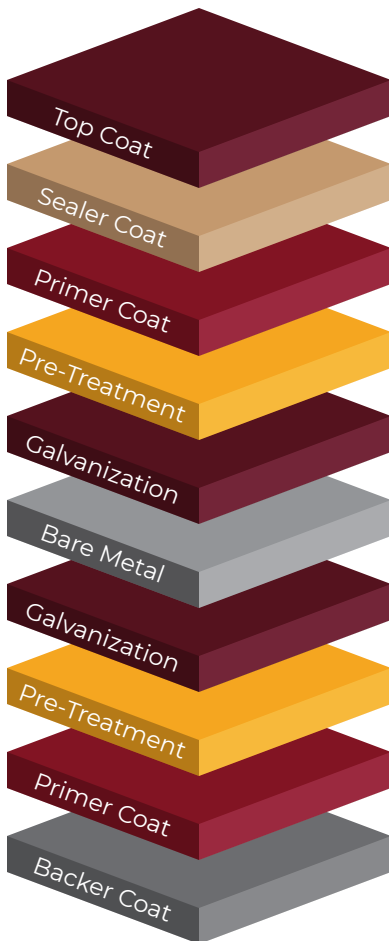
HDPE: Highly Durable Polyester

PVDF

Higher Cost, Most fade and rust resistant



# Layers of Protection



**Bare Metal:** Hixwood Metal Super 100 Coil uses only 28-gauge, .0157 – 80,000 P.S.I. bare steel, assuring you of the heaviest, strongest coil available.

**Galvanization (2 Layers):** Hixwood Metal Super 100 Coil is coated with 10 oz. of zinc protection (minimum). Compare with competitors' G-60 and AZ50 products, translates into up to 60% better corrosion resistance.

**Zinc Phosphate Pre-Treatment:** This process preps the surface for painting while adding another layer of corrosion protection. The 1421 Henkel pre-treat allows our paint to adhere better than a lesser pre-treatment.

**Sealer Coat:** Seals the zinc pre-treatment in preparation for the HDPE paint system.

**Thicker Primer Coat:** Preps the surface for consistent paint application and adds yet another layer of corrosion protection.

**Backer Coat:** Full off-white backer coat for a consistent appearance on building interiors.

**Top Coat:** HDPE (Highly Durable Polyester). Superior formulation compared to SMP (Siliconized Modified Polyester). Best color retention on the polyester market today!

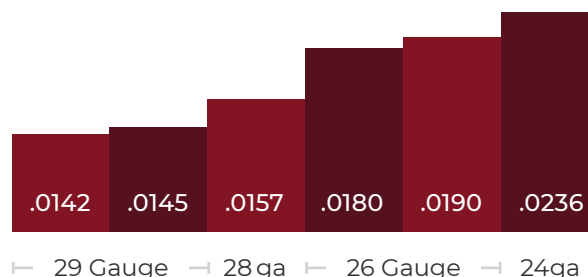
**Superior UV Resistance:** Compared to SMP. Extensive testing on South Florida test fence with impressive results.

**Excellent Flexibility:** Equates to better formability, whether bending trims or roll-forming panels, with less cracking or microfracturing.

**Improved Hardness:** Assuring a panel that is more resistant to scratching, marring, and abrasion when handling.

## Steel Thickness

Compare our panels to the competition! We offer a wider range of thicknesses and heavier coatings for a superior line-up!





## SUPER-RIB 9" PANEL

Description	Rib	Profile	Thickness	Gauge
SR-90	3/4"	9"	.0180"	26 ga
SR-100	3/4"	9"	.0157"	28 ga
SR-60	3/4"	9"	.0150"	29 ga



Starting with U.S. Steel Quality (full, hard, steel coil) then coated with Beckry®Tech Paint System (Energy Star Rated) that reflects the sun's energy, creating a cooler and more energy efficient building envelope.

- 80,000 PSI full hard steel coil
- Heaviest gauges available
- Best galvanized protection (G-100)
- Best paint system, Beckry®Tech HDPE



# No 6



# PANELS



## RESIDENTIAL RIB 6"

Description	Rib	Profile	Thickness	Gauge
SR-90	3/4"	6"	.0180"	26 ga
SR-100	3/4"	6"	.0157"	28 ga
SR-60	3/4"	6 "	.0150"	29 ga



Starting with U.S. Steel Quality (full, hard, steel coil) then coated with Beckry®Tech Paint System (Energy Star Rated) that reflects the sun's energy, creating a cooler and more energy efficient building envelope.

- 80,000 PSI full hard steel coil
- Heaviest gauges available
- Best galvanized protection (G-100)
- Best paint system, Beckry®Tech HDPE



# No7




# PANELS



## HIXWOOD LINER PANELS

Description	Profile	Gauge	Color
Super-Rib	9"	26 ga	Brite White
Super-Rib	9"	29 ga	Brite White
Residential-Rib	6"	29 ga	Brite White



All profiles are available in perforated for maximum sound control.

# Nº8

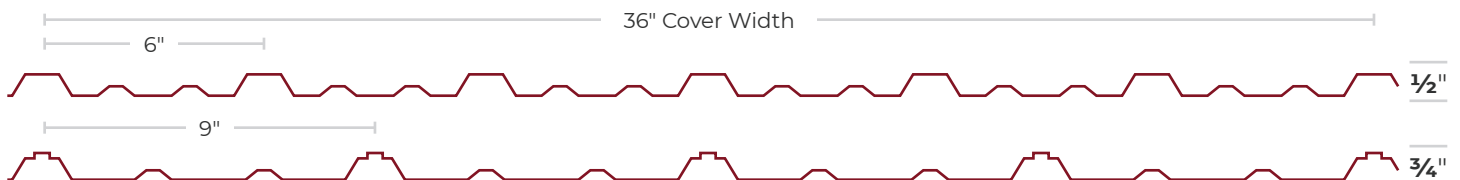


# PANELS



## ALUMINUM PANELS

<i>Description</i>	<i>Rib</i>	<i>Thickness</i>
Diamond Embossed (Mill Finish)	1/2"	.017"
Brite White (Smooth Finish)	1/2"	.017"



Superior longevity compared to standard linear panel.

Brite White aluminum Super-Rib panel creates a nice, clean environment for poultry, hog, and freestall operations. The embossed feature keeps the aluminum panel from waving or rippling, also enhances light distribution for nighttime operations.

# Nº9



# PANELS



## PVC PANELS & TRIM

Description	Rib	Profile	Thickness
PVC Panel	1/2"	3"	.035"

Description	Length	Color
PVC F&J Inside-Outside Corner	10'	White
PVC J-Trim	10'	White
PVC Base	10'	White

Well suited for a broad range of agricultural, commercial, and industrial applications including:

- Warehouses
- Restaurant Kitchens
- Public Bathrooms & Showers
- Garages
- Horse Stables
- Agricultural Pole Barns
- Slaughterhouses
- Dairy, Hog, Poultry, & Cattle Barns
- Kennels

### PVC 3/4" Panel

- Reversible profile
- 100% Virgin PVC
- White, high-gloss finish
- Easy installation and cleaning (pressure wash)
- Government accepted for food production areas (#3100-3/R134)

### PVC Trim

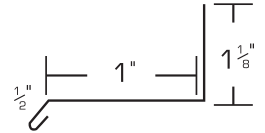
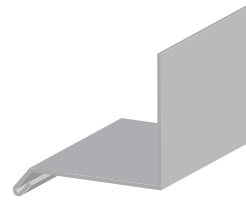
- Easily cut with hand or power saws
- Easy installation and cleaning (pressure wash)
- High-gloss finish
- Long-lasting, high-quality product
- No rotting or rusting



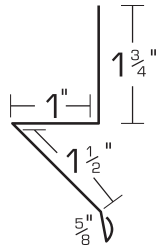



## POST FRAME TRIM

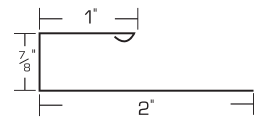

Drip Cap



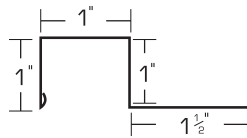
Rat Guard



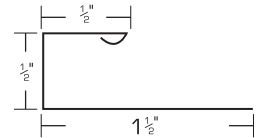

J-Trim



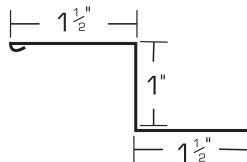
Bottom Starter



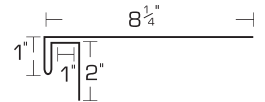
1/2" J-Trim



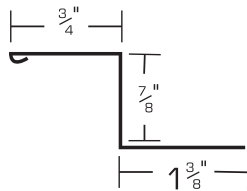
1 1/2" Z-Bar



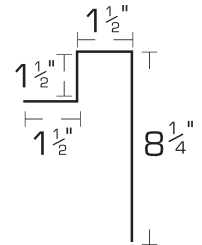
O.H.D.T.



3/4" Z-Bar



Door Jam Trim

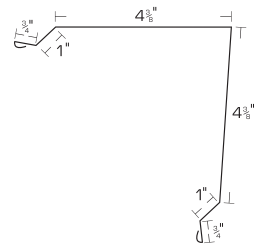



We have strict protocols for perfectly formed trim.  
**Unique profiles are our specialty!**

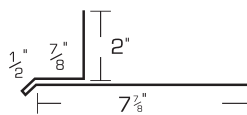
\*All measurements in inches

## POST FRAME TRIM

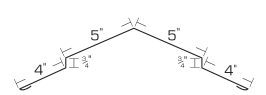
5 1/2" Corner



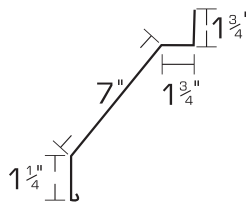

O.H.D.T. w/ Drip



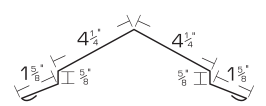
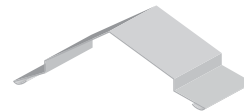
20" Ridge



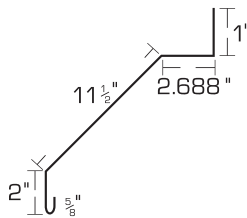

Track Cover



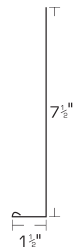

14" Ridge



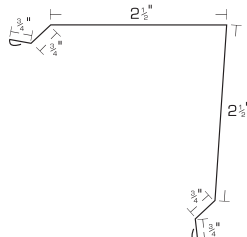
DBL Track Cover



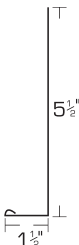

7 1/2" Fascia



4" Corner



5 1/2" Fascia



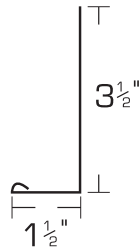

We have strict protocols for perfectly formed trim.  
**Unique profiles are our specialty!**

\*All measurements in inches

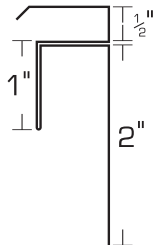



## POST FRAME TRIM

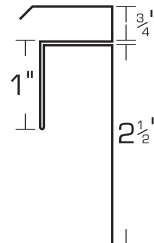

1 1/2" x 3 1/2" Fascia



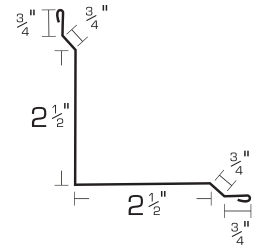

1/2" F&J



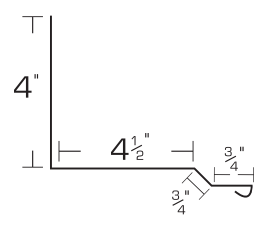

3/4" F&J



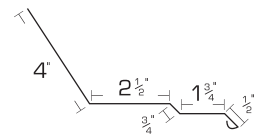
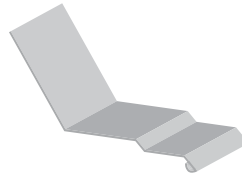
4" Inside Corner



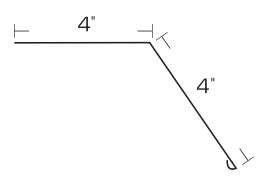
SWF



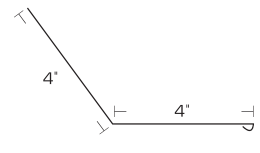

EWF



Hip Trim



Kick Out



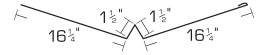
We have strict protocols for perfectly formed trim.  
**Unique profiles are our specialty!**

\*All measurements in inches

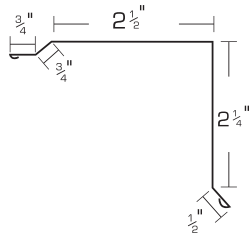

# Nº13

## RESIDENTIAL TRIM

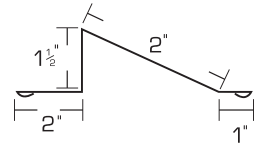
36" W-Valley



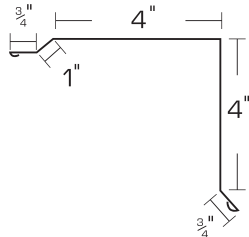
4" Res. Rake



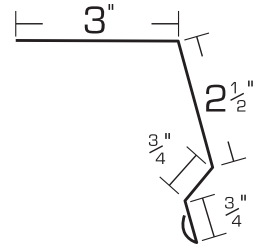

Large Snowbar



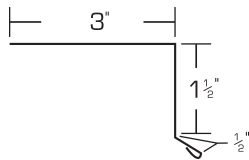

5 1/2" Res. Rake



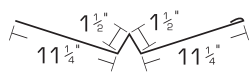
3x4 Eave



Gutter Apron



24" W-Valley



We have strict protocols for perfectly formed trim.  
**Unique profiles are our specialty!**

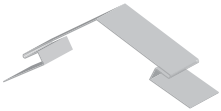
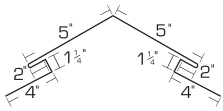

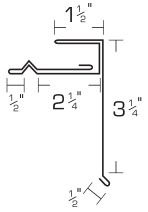
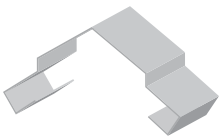
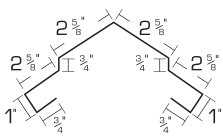

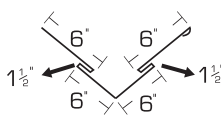

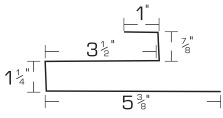

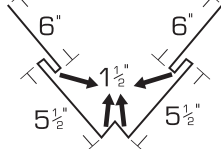
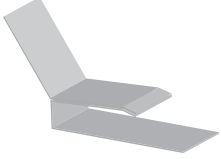
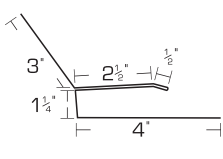

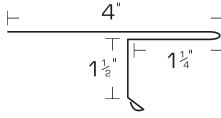
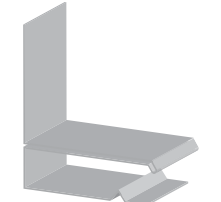
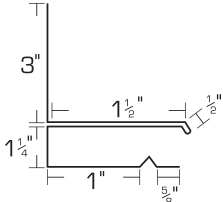

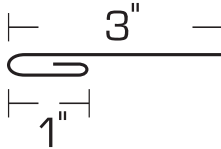

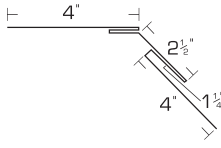
\*All measurements in inches

# Nº14



# TRIMS

## SNAPLOCK TRIM

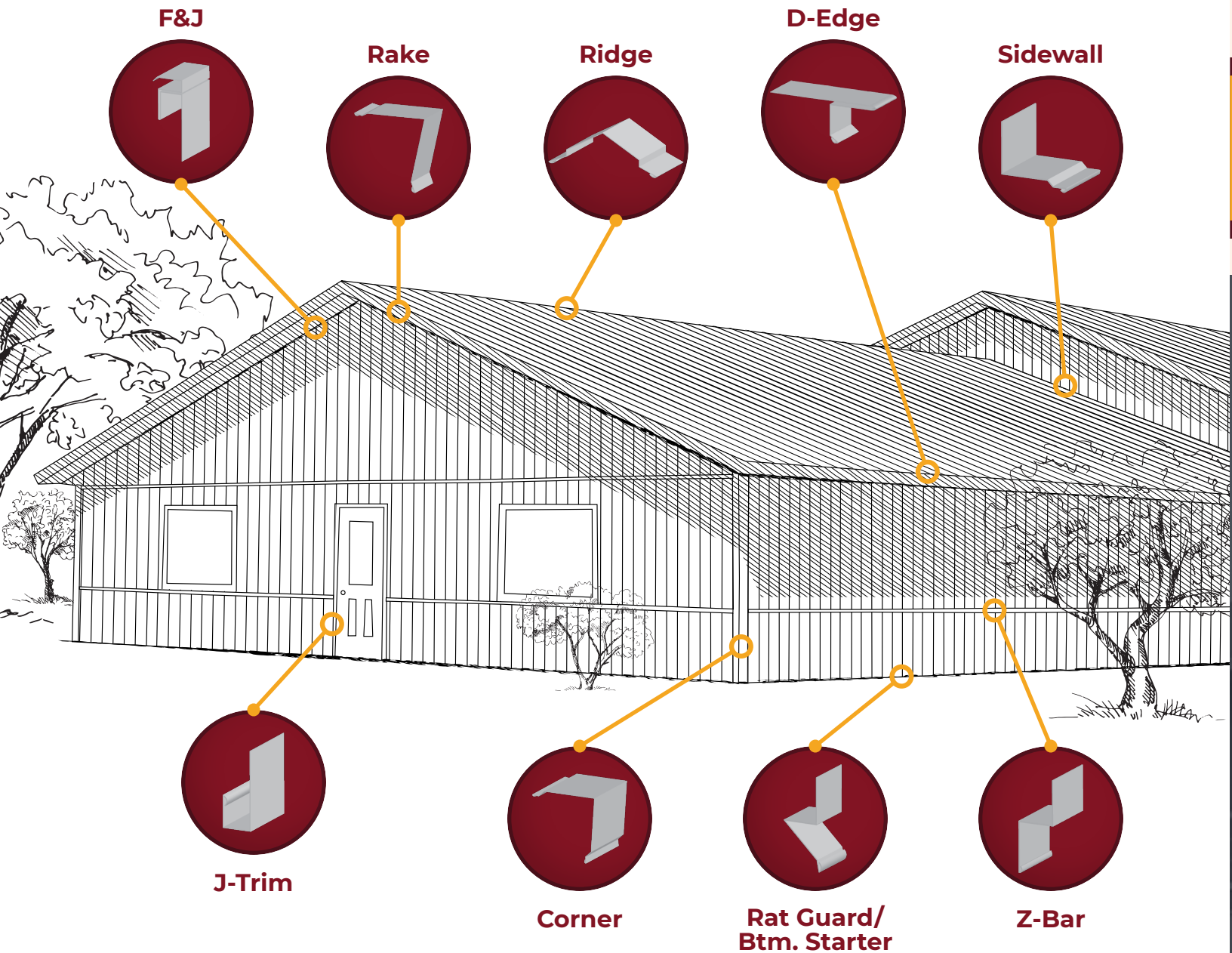
<p><b>Snap Hip &amp; Trim</b></p>  	<p><b>Snap Rake</b></p>  
<p><b>Vented Ridge</b></p>  	<p><b>Snap V-Valley</b></p>  
<p><b>Vented J-Trim</b></p>  	<p><b>Snap W-Valley</b></p>  
<p><b>Snap EWF</b></p>  	<p><b>D-Edge</b></p>  
<p><b>Snap SWF</b></p>  	<p><b>Hem Trim</b></p>  
<p><b>Snap Hip Trim</b></p>  	

We have strict protocols for perfectly formed trim.  
**Unique profiles are our specialty!**

\*All measurements in inches

# No 15

# TRIM PLACEMENT



At Hixwood Metal, we've built our reputation on  
our **PRECISION-MADE TRIMS.**



**Nº16**



# SMOOTH COLORS



**These colors are not an exact match.**

Please refer to metal samples or official samples before ordering.

Light Stone	Cobblestone	Bone White	White	Rawhide
Clay	Light Gray	Ash Gray	Charcoal	Rural Red
Crimson	Slate Blue	Gallery Blue	Burnished Slate	Earth Brown
Evergreen	Forest Green	Black	Burgundy	Copper

## Our Color Palette Is Available In:

G-90	Galvanized	24 ga	26 ga
G-100	Galvanized	28 ga	
G-60	Galvanized	29 ga	



# Nº17



# TEXTURED COLORS



**These colors are not an exact match.**

Please refer to metal samples or official samples before ordering.



These panels add great curb appeal to any project with a low gloss option that enhances your residence, shop, church roof, or man cave!

The Hixwood Textured Series is impressive from its great looks,

superior scratch resistance, and user friendly application.

Use Hixwood Textured Series on your next project for maximum customer satisfaction.

Black Textured	Brown Textured	Burgundy Textured	Rust Textured	Light Stone Textured
Burnished Slate Textured	Charcoal Textured	Green Textured	Red Textured	Clay Textured
Gallery Blue Textured	Ash Gray Textured	Rawhide Textured	White	Light Gray

## Our Color Palette Is Available In:

G-90	Residential-Rib	6"	28 ga
G-100	Super-Rib	9"	28 ga
G-60	Super-Rib	16"	26 ga

# Nº18



• A More •  
Environmentally

Sustainable  
Product

# METAL ROOFING





## Drip Stop

**Condensation Control:** Drip Stop can hold more than one quart of water per ten square feet of space!



**Drip Stop can be applied to all 9" steel panels**

### **Areas of Use:**

- Post Frame and Agricultural Buildings
- Self-Storage Buildings
- Workshops and Garages
- Insulated Buildings with ceilings

### **Advantages:**

- No more labor for installing insulation. It can cut installation time in half.
- Allows you to work on the roof when weather conditions normally would keep you off.
- Arrives at the jobsite on the steel—saving you time.
- Protects the steel, by reducing contact with corrosive fumes.

### **How It Works**

When climate conditions cause condensation to occur, Drip Stop absorbs and holds that moisture in specially designed pockets in the membrane. When conditions return to above dew point, the moisture is released back into the air as normal humidity.




**CAUTION:** We recommend using a bottle torch to carefully burn the Drip Stop off the bottom edge of the panel on the eaves side to prevent wicking from the outside weather.



# SKYLIGHTS

## Skylights

We stock three different colors:  
White, Solar Gray, and Clear



### Product Features

- Corrugated polycarbonate is virtually unbreakable
- High transmission of natural daylight
- Hail and wind resistant (FBC approved)
- Blocks 100% of harmful UV radiation
- Resistant to yellowing
- 10 Year Warranty

### Available Sizes

- 8'
- 10'
- 12'
- 14'
- 16'



## SunSky Ridge Cap

10' Clear Ridge Cap



10 Year  
Warranty

### Product Features

- 10 Year Warranty
- Withstands extreme climates (-40°F to 212°F)
- Hail and wind resistant
- No yellowing
- 100% UV protection



# Nº21

## Metal-to-Wood

**PLY-LO DRILLER** features an innovative new design drill point. This patented design will speed penetration and reduce metal shavings and dust. The PLY-LO DRILLER matches the specifications of the PLY-LO family of fasteners with the addition of the PLY-LO DRILL POINT making it a fast drilling fastener with superior pull out performance for all metal to wood construction



**Available in 25 Colors!**



Length	Description	Size
1"	Metal-to-Wood	#10
1 ½"	Metal-to-Wood	#10
2"	Metal-to-Wood	#10
2 ½"	Metal-to-Wood	#10
3"	Metal-to-Wood	#10

## Metal-to-Metal

**Metalfast SD** fastener is a self-drilling fastener developed for metal to metal construction applications. Fasten steel sheet to steel frame. The Metalfast SD engineered drill point allows for faster penetration of the steel panel.



Length	Description	Size
7/8"	Lap Metal Screws	#14
¾"	Lap Metal Screws	#12/14
1"	Metal-to-Metal	#12/14
1 ¼"	Metal-to-Metal	#12/14
1 ½"	Metal-to-Metal	#12/14
2"	Metal-to-Metal	#12/14
3"	Metal-to-Metal	#14

## Steel Cap #12

The **PLY-LO #12 EXTREME** fastener includes the long life coating in a fastener designed to secure metal panels in place and prevent separation. Application: Used in extreme environments, large buildings and as replacements.



Length	Description	Size
1"	Brite White	#12
1 ½"	Brite White	#12
2"	Brite White	#12
2 ½"	Brite White	#12
3"	Brite White	#12



# SCREWS

## Stainless Steel Hardened 410

**PLY-LO 410** stainless fasteners, secure roof sheets to wood for a long life. Hi-Lo type 17 cut point - 410 stainless steel with Ultra-seal Corrosion Resistant Coating - 1/2" O.D. 304 Stainless / EPDM Vulcanized Sealing Washer. 1/4" Across flats hex head.



Length	Description	Size	Pcs/Bag
1"	Brite White	#9	250
1 ½"	Brite White	#9	250
2"	Brite White	#9	250
2 ½"	Brite White	#9	250

## Steel Cap #14

The **PLY-LO #14** fastener includes the long life coating in a fastener designed to secure metal panels in place and prevent separation. Application: Used in extreme environments, large buildings and as replacements.



Length	Description	Size	Pcs/Bag
1"	Brite White	#14	250
1 ½"	Brite White	#14	250
2"	Brite White	#14	250
2 ½"	Brite White	#14	250
3"	Brite White	#14	250

## Low Profile

**PLY-LO Low Profile** dome head fasteners with a 6 point star drive provides an aesthetic, low profile appearance on sidewall metal applications on post frame buildings.



Length	Size	Pcs/Bag
1"	#10	250
1 ½"	#10	250
2"	#10	250

\*Available in 5 Colors





## Emseal



Temperature Range:  
-40°F to 185°F

Description	Pcs/Box	LB/Box
1" x 1" x 19.68' Roll	26	16.6
1 ½" x 1" x 13.12' Roll	24	16.1

### Product Features

- Supplied with self adhesive on one side. After removal of packaging, material begins gradual expansion—more slowly in cold weather than in hot.
- Will not dry out and become hard and brittle
- UV-stable
- Conforms to contours and fills gaps
- Highly resistant to bugs and vermin
- Will not extrude from between joints like caulk or butyl tapes
- Maintains seal during thermal expansion and contraction of building panels

## Butyl Tape



Description	Pcs/Box	Stock/Non-Stock
3/32"x3/8"x45' Roll	16	Stock Item
3/32"x1/2"x45' Roll	16	Non-Stock Item

### Product Features

- Superior adhesive strength
- Resistant to UV light
- Withstands extreme roof temperatures
- Seal is not affected by expansion and contraction of metal

## Caulk NovaFlex



### Product Features

- Neutral cure silicone
- Excellent adhesion
- Permanently flexible
- Extrudes to -20 degrees F
- Adheres to:
  - Metals
  - Wood
  - Masonry
  - PVC/PVDF
  - Common Construction Materials
- Also used as:
  - Gutter sealant
  - Chimney flashing
  - Snow guard
  - Pipe Boots
- Made in USA.  
Professional Grade

# RIDGE VENTILATORS

## 3½" Ridge Vents

With Stainless Steel Diverter

### Product Number

- RV35
- RV25
- RV100
- RV35F

### In Stock

Multiple Colors Available



## 10' Ridge Ventilators

With Stainless Steel Diverter

### Product Number

- RV900
- RV400

### Non stock Item



# No 25



# PIPE FLASHING

## Regular Pipe Flashing

Withstands up to 238° F



### *In Stock*

- #1 1/4"
- #2 1 3/4"
- #3 2"
- #4 3"
- #5 4"
- #6 5"
- #7 6"
- #8 7"
- #9 10"

**Best Seller**

**Best Seller**

## Hi-Temp Pipe Flashing

Withstands up to 392° F



### *In Stock*

- #3 2"
- #4 3"
- #5 4"
- #6 5"
- #7 6"

# Nº26



# PIPE FLASHING

## RetroFit™

Withstands up to 238° F



Description	Pcs/Box	LB/Box
#1 ¾" – 2 ¾"	10	4
#2 2" – 7 ¼"	5	6
#3 3 ¼" – 10"	5	10

## Extreme Angle

Withstands up to 238° F



Description	Pcs/Box	LB/Box
#3 ¼" – 6 ¼"	5	5.52

### Product Features

- Fits a 10/12 roof pitch
- For a pipe 4" or less, the roof pitch range is: 8/12 — 12/12

# No 27

## Foam Closures



<i>Rib</i>	<i>Description</i>	<i>Outside Closure</i>
3/4"	Outside Closure	9" Outside Closure with adhesive
3/4"	Inside Closure	9" Outside Closure with adhesive
5/8"	Outside Closure	6" Outside Closure with adhesive
5/8"	Inside Closure	6" Outside Closure with adhesive

### Product Features

- Dimensions: 36" x 1"
- High-density, blocks air flow
- Exceptional adhesion to building materials
- UV light resistant

## RE2



<i>Description</i>	<i>Pcs/Box</i>	<i>Pcs/Pallet</i>
RE2 Retrofit Spacer 150' Roll	2	60

### Product Features

- Dimensions: 1/4" x 2 1/2" x 150'
- There are two rolls total per box with nails included.

**RE2 is used as a reroofing product in place of 1x4 lumber. It is easy to use, it keeps the metal roofing panels separated from existing shingles.**

# VENTED CLOSURES

## Vented closures



Description	Length	Outside Closure
LP2 Vented	36" Closure	9" Outside Closure Ribs
LP2 Vented	32" Closure	16" Outside Closure Ribs

### Product Features

- Pre-applied adhesive
- High airflow for good ventilation
- ¾" Rib profile for a tight seal against the weather
- Tough mesh does not wrap up on screws

## Flex-O-Vent



Description	Pcs/Box	Pcs/Pallet
1" x 2" x 20' Flex-O-Vent Roll	100	200

### Product Features

- Pre-applied adhesive
- Ventilates under ridge cap and hips
- 1 Roll per 10' 6" Ridge Cap

## Uni-Vent



Description	Pcs/Box	Pcs/Pallet
1" x 1 ½" x 20' Uni-Vent Roll	135	270

### Product Features

- Pre-applied adhesive
- Ventilates under ridge cap and hips
- 1 Roll per 10' 6" Ridge Cap

# No 29



## AceClamp® Color Snap® Snow Retention

Snow guards that install *faster* and *easier*.



### Product Features

- Pre-assembled clamps get you on and off the roof faster (no set-screws)
- Patented non-penetrating slide-pin design preserves the panel warranty
- Color match your snow retention to your roof



Call us for immediate delivery!

**ACE CLAMP®**  
Innovative Roofing Solutions™

## Touch-Up Paint

Touch up spray cans have a detailed even spray, resulting in a smooth finish, unobtainable with a pen or brush.



### Description

4 oz. aerosol

1 oz. touch-up pen



We offer you a choice, for fixing those scratches!



**CAUTION:** Not recommended for use on large areas. Do not use to paint entire panels or trim. Touch up only!

# №30

# NAILS & SOFFIT

## Trim Nails

Trim nails work great when you have a detailed application like post wraps, header covers, or even fascia boards. You may want this clean appearance on your next



### Description

1 1/4" Stainless Steel Trim Nails



All Colors

### Product Features

- Stainless steel
- 1 1/4" ring shank
- Great for detailed trim applications

## Aluminum Soffit

We offer steel soffit in two choices, smooth and textured (special order) colors.



### CENTER-VENT

\*Available in all steel & aluminum color options

### Description

16" x 144" Aluminum Soffit Vented | stock

16" x 144" Aluminum Soffit Solid | non-stock

16" x 12" | non-stock

16" x 24" | non-stock



All Colors

## Cupolas

We can help you source custom cupolas that flawlessly match your building's functional needs and style.



Available  
with  
windows

### Description

- Pre-painted 29ga construction
- Available in over 100 standard colors
- All metal edges are hemmed
- No need to worry about red-rust
- Roof and sides interlock for weathertight connection

### Available Sizes

- 24" x 24"
- 36" x 36"
- 48" x 48"
- 66" x 66"


**Ask us about textured cupolas to match your textured steel!\***

*\*Extra lead time required for textured cupolas.*



## Weather vanes

Available in sizes 24" and 36"



### Available Designs

- Horse
- Bass
- Buck
- Cow
- Rooster
- Duck
- Tractor



# EXPERTS <sup>WITH</sup> EXPERIENCE

Building materials is our passion and we take pride in getting your project done right the first time. We don't waste your time and give you exactly what you're looking for.



Ag Buildings That Work  
as Hard as You Do



*Roofs That Last a Lifetime*



*Commercial Buildings That  
Champion Your Business*

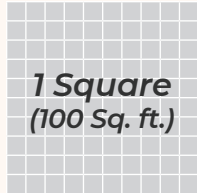


*Recreational Buildings That  
Protect What Matters Most*



*Custom Trim That Wow's*

## 1 Square = 33.34 Linear Feet



1 Square  
(100 Sq. ft.)

=

1 Panel at 33.34 feet long

## How to Figure Screw Quantity


*Total linear ft. of the same color*


*2.5 screws per LF*

*250 screws per Bag*
 = *Total bags*


Example: 400 Linear feet x 2.5 = 1,000 Screws ÷ 250 = 4 Bags

## Roof Metal Length Calculation

Roof Pitch	Slope Factor
12/12	1.414
10/12	1.302
8/12	1.202
6/12	1.120
5/12	1.083
4/12	1.054
3/12	1.031
2/12	1.014
1/12	1.0035



Width


*Slope Factor*

*Width*
 = *Roof Panel Length*

Example: 1.054 (4/12 pitch) x 20' Width = 21' Roof Panel Length



HIXWOOD

# ELEVATES

YOUR SELL RATIO



## Shortest Lead Times

Place your orders with us 1-3 days before delivery. We'll make sure it gets done for you!



## Jobsite Delivery

We can take care of the delivery for you with our piggyback forklifts—All we need is your jobsite address and phone number!



## All About the Details

Contractors and dealers appreciate the attention to detail we put into all our orders. In the rare case of an oversight or mistake, we get it fixed—Count on it!



## Professional Track Record

With over 2 decades of customer service, we are dedicated to hard work to get the job done

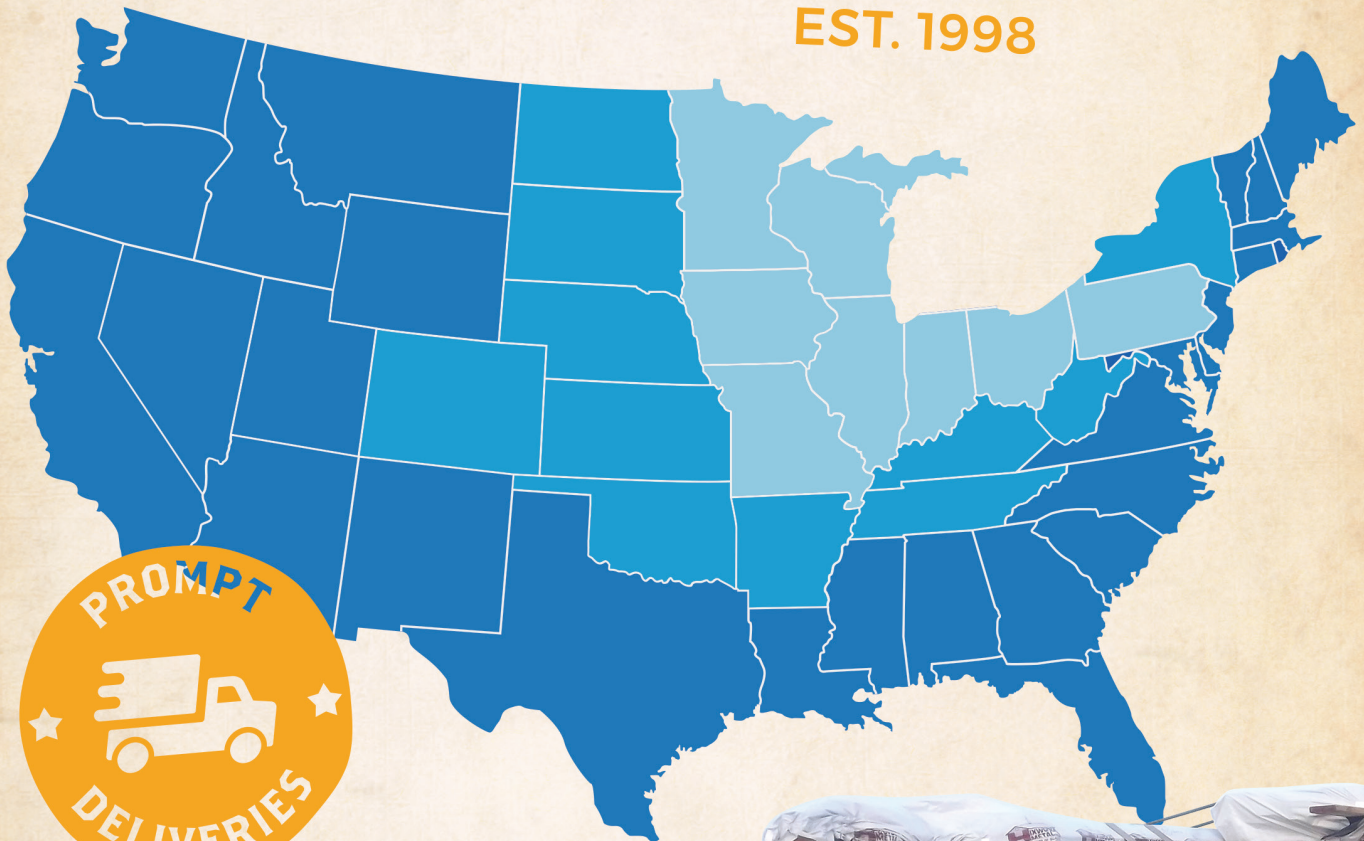


THE METAL



*Manufacturer*  
**OF CHOICE**

EST. 1998



-  3-5 DAY SHIPPING
-  7 DAY SHIPPING
-  10 DAY SHIPPING

**HIXWOOD.COM**

